

Enfermedades de la papa causadas por bacterias:

- ◆ Marchitez bacteriana
- ◆ Pierna negra
- ◆ Podredumbre blanda
- ◆ Sarna común



---

---

---

---

---

---

---

---

Marchitez bacteriana  
Murchera o *Pseudomonas*  
*Ralstonia solanacearum*



Fuente: D. Thurston



Fuente: Fitopatología



---

---

---

---

---

---

---

---

Marchitez bacteriana  
*Ralstonia solanacearum*

Huéspedes:

- ◆ Raza 1: solanáceas
  - ◆ más agresiva, clima tropical
- ◆ Raza 2: musáceas
- ◆ Raza 3: papa y tomate
  - ◆ menos agresiva, clima templado, problema en Europa.



---

---

---

---

---




---

---

---

### Marchitez bacteriana

- ◆ Fuentes de inóculo:
  - ◆ semilla,
  - ◆ rastrojo,
  - ◆ suelo.
- ◆ Dispersión:
  - ◆ semilla,
  - ◆ herramientas y maquinaria



---

---

---

---

---

---

---

---

### Podredumbre blanda y pie negro.

*Erwinia carotovora* subsp. *carotovora*,  
*E. carotovora* subsp. *atroseptica*, *Erwinia* spp.



---

---

---

---

---





---

---

---

### Podredumbre blanda y pie negro.

*Erwinia carotovora* subsp. *carotovora*,  
*E. carotovora* subsp. *atroseptica*



---

---

---

---

---

---

---

---

### Podredumbre blanda y pie negro.

- ◆ Fuentes de inóculo:
  - ◆ habitante de lenticelas
  - ◆ rastrojo
  - ◆ ¿suelo?
- ◆ Dispersión
- ◆ Cond. ambientales

Diagram illustrating the relationship between the host (Huésped), the pathogen (Patógeno), and the environment (Ambiente) in the context of soft rot and black foot. The host is represented by a blue triangle, the pathogen by a blue circle, and the environment by a blue square. An arrow points from the environment to the pathogen.

---

---

---

---

---

---

---

---

### Sarna común

*Streptomyces scabies*

Three images of potato tubers showing common scab symptoms. The top image shows a tuber with characteristic scab lesions. The bottom left image shows a tuber with scab lesions, and the bottom right image shows a tuber with scab lesions.

---

---

---

---

---

---

---

---

### Sarna común

- ◆ Habitante normal de suelos
- ◆ Condiciones favorables:
  - ◆ pH alto
  - ◆ Suelo seco
  - ◆ Tubérculos jóvenes

Image showing several potato tubers affected by common scab, characterized by rough, scabby lesions on the surface.

---

---

---

---

---

---

---

---

### MANEJO DE BACTERIOSIS

Basado en:

- ◆ calidad de semilla
- ◆ usar suelo limpio
- ◆ manejo de la papa
- ◆ manejo del agua:
  - ◆ drenaje
  - ◆ riego



---

---

---

---

---

---

---

---

### Bibliografía

CIAMPI, L. 1994. Marchitez bacteriana de la papa. In: Resúmenes, VII Congreso Latinoamericano de Fitopatología. p. 129-137.

FRENCH, E.R. 1994. Control integrado de la marchitez bacteriana de la papa. CIP Circular, Vol. 20, N1 2, Junio, p.8-11.

---

---

---

---

---

---

---

---